

BHAVIK ENTERPRISES LTD
ANNUAL ACCOUNTS FOR THE YEAR ENDED 31ST MARCH, 2024

PAYAL GADA & CO.
CHARTERED ACCOUNTANTS
SHOP NO.S-15, 2nd FLOOR, SEJ PLAZA, MARVE ROAD, NEAR NUTAN SCHOOL,
MALAD (W), MUMBAI -400064 (O) :022-28012075



PAYAL GADA & CO.

CHARTERED ACCOUNTANTS

INDEPENDENT AUDITOR'S REPORT

To the Members of Bhavik Enterprises Limited

Report on the Audit of the Standalone Financial Statements

Opinion

1. We have audited the accompanying standalone financial statements of **BHAVIK ENTERPRISES LIMITED** ("the Company"), which comprise the Balance Sheet as at March 31, 2024, the Statement of Profit and Loss, the Statement of Cash Flows for the financial year ended on that date, and notes to the financial statements including a summary of the significant accounting policies and other explanatory information (herein after referred to as "the financial statements").
2. In our opinion and to the best of our information and according to the explanations given to us, the aforesaid standalone financial statements give the information required by the Companies Act, 2013 ("the Act") in the manner so required and give a true and fair view in conformity with the Accounting Standards and other accounting principles generally accepted in India, of the state of affairs of the Company as at March 31, 2024, the profit and its cash flows for the year ended on that date.

Basis for Opinion

3. We conducted our audit of the financial statements in accordance with the Standards on Auditing (SAs) specified under section 143(10) of the Act. Our responsibilities under those Standards are further described in the Auditor's Responsibilities for the Audit of the Financial Statements section of our report. We are independent of the Company in accordance with the Code of Ethics issued by the Institute of Chartered Accountants of India (ICAI) together with the ethical requirements that are relevant to our audit of the financial statements under the provisions of the Act and the Rules made thereunder, and we have fulfilled our other ethical responsibilities in accordance with these requirements and the Code of Ethics. We believe that the audit evidence we have obtained is sufficient and appropriate to provide a basis for our opinion on the financial statements.

Key Audit Matters

4. Key audit matters are those matters that, in our professional judgement, were of most significance in our audit of the financial statements of the current period. These matters were addressed in the context of our audit of the financial statements as a whole, and in forming our opinion thereon.

We have determined that there are no key audit matters to communicate in our report.

Information other than the financial statements and Auditor's Report Thereon

5. The Company's Board of Directors is responsible for the other information. The other information comprises the information included in the Director's report, but does not include the financial statements and our auditor's report thereon.

Our opinion on the financial statements does not cover the other information and we do not express any form of assurance conclusion thereon.

In connection with our audit of the financial statements, our responsibility is to read the other information and, in doing so, consider whether the other information is materially inconsistent with the financial statements or our knowledge obtained in the audit or otherwise appears to be materially misstated.

We have nothing to report in this regard.

1



Management's Responsibilities for the Financial Statements

6. The Company's Board of Directors is responsible for the matters stated in section 134(5) of the Act with respect to the preparation of these standalone financial statements that give a true and fair view of the financial position, financial performance and cash flows of the Company in accordance with the accounting principles generally accepted in India, including the Accounting Standards specified under Section 133 of The Act, read with Rule 7 of the Companies (Accounts) Rules, 2014. This responsibility also includes maintenance of adequate accounting records in accordance with the provisions of the Act for safeguarding the assets of the Company and for preventing and detecting frauds and other irregularities; selection and application of appropriate accounting policies; making judgments and estimates that are reasonable and prudent; and design, implementation and maintenance of adequate internal financial controls, that were operating effectively for ensuring the accuracy and completeness of the accounting records, relevant to the preparation and presentation of the financial statements that give a true and fair view and are free from material misstatement, whether due to fraud or error.
7. In preparing the financial statements, management is responsible for assessing the Company's ability to continue as a going concern, disclosing, as applicable, matters related to going concern and using the going concern basis of accounting unless management either intends to liquidate the Company or to cease operations, or has no realistic alternative but to do so. The Board of Directors are responsible for overseeing the Company's financial reporting process.

Auditor's Responsibilities for the Audit of the Financial Statements

8. Our objectives are to obtain reasonable assurance about whether the financial statements as a whole are free from material misstatement, whether due to fraud or error, and to issue an auditor's report that includes our opinion. Reasonable assurance is a high level of assurance, but is not a guarantee that an audit conducted in accordance with SAs will always detect a material misstatement when it exists. Misstatements can arise from fraud or error and are considered material if, individually or in the aggregate, they could reasonably be expected to influence the economic decisions of users taken on the basis of these financial statements.
9. As part of an audit in accordance with SAs, we exercise professional judgment and maintain professional skepticism throughout the audit. We also:
 - Identify and assess the risks of material misstatement of the standalone financial statements, whether due to fraud or error, design and perform audit procedures responsive to those risks, and obtain audit evidence that is sufficient and appropriate to provide a basis for our opinion. The risk of not detecting a material misstatement resulting from fraud is higher than for one resulting from error, as fraud may involve collusion, forgery, intentional omissions, misrepresentations, or the override of internal control.
 - Obtain an understanding of internal financial controls relevant to the audit in order to design audit procedures that are appropriate in the circumstances. Under section 143(3)(i) of the Act, we are also responsible for expressing our opinion on whether the Company has adequate internal financial controls system in place and the operating effectiveness of such controls.
 - Evaluate the appropriateness of accounting policies used and the reasonableness of accounting estimates and related disclosures made by management.
 - Conclude on the appropriateness of management's use of the going concern basis of accounting and, based on the audit evidence obtained, whether a material uncertainty exists related to events or conditions that may cast significant doubt on the Company's ability to continue as a going concern. If we conclude that a material uncertainty exists, we are required to draw attention in our auditor's report to the related disclosures in the standalone financial statements or, if such disclosures are inadequate, to modify our opinion. Our conclusions are based on the audit evidence obtained up to the date of our auditor's report. However, future events or conditions may cause the Company to cease to continue as a going concern.



- Evaluate the overall presentation, structure and content of the standalone financial statements, including the disclosures, and whether the standalone financial statements represent the underlying transactions and events in a manner that achieves fair presentation.
 - Materiality is the magnitude of misstatements in the standalone financial statements that, individually or in aggregate, makes it probable that the economic decisions of a reasonably knowledgeable user of the financial statements may be influenced. We consider quantitative materiality and qualitative factors in (i) planning the scope of our audit work and in evaluating the results of our work; and (ii) to evaluated the effect of any identified misstatements in the financial statements.
10. We communicate with those charged with governance regarding, among other matters, the planned scope and timing of the audit and significant audit findings, including any significant deficiencies in internal control that we identify during our audit.
11. We also provide those charged with governance with a statement that we have complied with relevant ethical requirements regarding independence, and to communicate with them all relationships and other matters that may reasonably be thought to bear on our independence, and where applicable, related safeguards.
12. From the matters communicated with those charged with governance, we determine those matters that were of most significance in the audit of the financial statements of the current period and are therefore the key audit matters. We describe these matters in our auditor's report unless law or regulation precludes public disclosure about the matter or when, in extremely rare circumstances, we determine that a matter should not be communicated in our report because the adverse consequences of doing so would reasonably be expected to outweigh the public interest benefits of such communication

Report on Other Legal and Regulatory Requirements

13. As required by the Companies (Auditor's Report) Order, 2020, issued by the Central Government of India in terms of sub section (11) of the section 143 of the Companies Act, 2016, we give in the Annexure A, a statement on the matters specified in paragraphs 3 and 4 of the Order, to the extent applicable.
14. As required by Section 143(3) of the Act, based on our audit we report that:
- a) We have sought and obtained all the information and explanations which to the best of our knowledge and belief were necessary for the purposes of our audit.
 - b) In our opinion, proper books of account as required by law have been kept by the Company so far as it appears from our examination of those books.
 - c) The Balance Sheet, the Statement of Profit and Loss including the Statement of Cash Flow dealt with by this Report are in agreement with the relevant books of account.
 - d) In our opinion, the aforesaid financial statements comply with the Accounting standards specified under Section 133 of the Act, read with Rule 7 of the Companies (Accounts) Rules.
 - e) On the basis of the written representations received from the directors as on March 31, 2024 taken on record by the Board of Directors, none of the directors is disqualified as on March 31, 2024 from being appointed as a director in terms of Section 164 (2) of the Act.
 - f) With respect to the adequacy of the internal financial controls over financial reporting of the Company and the operating effectiveness of such controls, refer to our separate Report in "Annexure B". Our report expresses an Unmodified Opinion on the adequacy and operating effectiveness of the company internal financial controls over financial reporting.
 - g) With respect to the other matters to be included in the Auditor's Report in accordance with the requirements of section 197(16) of the Act, as amended:

3



In our opinion and to the best of our information and according to the explanations given to us, the remuneration paid by the Company to its directors during the year is in accordance with the provisions of section 197 of the Act.

- h) With respect to the other matters to be included in the Auditor's Report in accordance with Rule 11 of the Companies (Audit and Auditors) Rules, 2014, in our opinion and to the best of our information and according to the explanations given to us:
- i. The Company has disclosed the impact of pending litigations on its financial position in its financial statements. Refer Note 21 to the financial statements.
 - ii. According to information and explanation given to us, the Company has not entered into any long-term contracts including derivative contracts.
 - iii. There were no amounts which are required to be transferred to the Investor Education and Protection Fund.
 - iv. (a) The management has represented that, to the best of its knowledge and belief, no funds have been advanced or loaned or invested (either from borrowed funds or share premium or any other sources or kind of funds) by the Company to or in any other persons or entities, including foreign entities ("Intermediaries"), with the understanding, whether recorded in writing or otherwise, that the Intermediary shall:
 - directly or indirectly lend or invest in other persons or entities identified in any manner whatsoever ("Ultimate Beneficiaries") by or on behalf of the Company or
 - provide any guarantee, security or the like to or on behalf of the Ultimate Beneficiaries(b) The management has represented, that, to the best of its knowledge and belief, no funds have been received by the Company from any persons or entities, including foreign entities ("Funding Parties"), with the understanding, whether recorded in writing or otherwise, that the Company shall:
 - directly or indirectly, lend or invest in other persons or entities identified in any manner whatsoever ("Ultimate Beneficiaries") by or on behalf of the Funding Party or
 - provide any guarantee, security or the like from or on behalf of the Ultimate Beneficiaries; and(c) Based on such audit procedures as considered reasonable and appropriate in the circumstances, nothing has come to our notice that has caused us to believe that the representations under sub clause (iv) (a) and (iv) (b) contain any misstatement.
 - v. According to information and explanation given to us, the Company has not declared any dividend in terms of provision of section 123 of Companies Act, 2013.

FOR PAYAL GADA & CO

CA Payal Gada
Proprietor
Membership No 110424
FRN No 148529W
UDIN : 24110424BKBIFN9898
Mumbai, 26th August, 2024



Annexure A To Independent Auditors' Report

Referred to in paragraph 11 of the Independent Auditors' Report of even date to the members of BHAVIK ENTERPRISES LIMITED on the financial statements as of and for the year ended March 31, 2024.

On the basis of such checks as we considered appropriate and according to the information and explanations given to us, we report that:

- (i) a) (A) According to information and explanations given to us by the management and records furnished before us, the Company has maintained proper records showing full particulars, including quantitative details and situation of Property, Plant & Equipment.
- (B) According to information and explanations given to us by the management and records furnished before us, the Company has not recorded any Intangible Assets. Hence, clause i(a)(B) is not applicable.
- b) The Property, Plant and Equipment of the Company have been physically verified by the Management at during the year and no material discrepancy was noticed on such verification. In our opinion, the frequency of verification is reasonable.
- c) According to the information and explanation given to us and on the basis of records furnished before us, the company the title deeds of immovable properties are held in the name of the Company except for the following immovable properties

| Title deeds of immovable Property not held in name of the Company | | | | | | |
|---|----------------------------------|------------------------------------|---|--|--------------------------------|--|
| Relevant line items in the Balance sheets | Descriptions of Item of property | Gross carrying Value (Rs in Lakhs) | Title deeds held in the name of | Whether title deed holder is a promotor, director or relative of Promotor' director or employee of promoters/ director | Property held since which date | Reason for not being held in the name of company |
| Property, Plant and Equipment | Godown | 2.52 | Bhavik Enterprises (Partnership Firm since converted to Bhavik Enterprises Limited) | Promoters were partners in Bhavik Enterprises (Partnership Firm since converted into Bhavik Enterprises Limited) | 28/07/2004 | Change of name with the Registrar of the Property is pending |



- d) According to the information and explanation given to us and on the basis of records furnished before us, the company has not revalued its Property, Plant and Equipment or intangible assets during the year. Therefore, reporting under clause 3(i)(d) of Companies (Auditor's) Report Order, 2020 is not applicable to the Company.
- e) According to the information and explanation given to us and on the basis of records furnished before us, no proceedings have been initiated or are pending against the company for holding any benami property under the Benami Transactions (Prohibition) Act, 1988 and rules made thereof. Therefore, reporting under clause 3(i)(e) of Companies (Auditor's) Report Order, 2020 is not applicable to the Company.
- (ii) A) According to the information and explanation provided to us and in our opinion, the coverage and procedure of verification of inventory by the management is appropriate. The discrepancies noticed on verification of physical stock and the book stock record were less than 10% in the aggregate for each class of inventory. Therefore, requirement of commenting whether discrepancies are properly dealt in books of accounts is not applicable.
- b) According to information and explanation given to us by the management and on the basis of records furnished before us, the Company has not been sanctioned working capital limits in excess of five crore rupees from any banks or financial institutions on the basis of security of current assets. Accordingly, reporting under clause 3(ii)(b) of Companies (Auditor's) Report Order, 2020 is not applicable to the Company.
- (iii) According to the information and explanation given to us and on the basis of records furnished before us, the company has not made investments, granted secured/unsecured loans/advances in nature of loans or stood guarantee or provided security to any parties. Accordingly, reporting under clause 3(iii), (iii)(a), (iii)(b), (iii)(d), (iii)(e) and (iii)(f) of Companies (Auditor's) Report Order, 2020 is not applicable.
- (iv) According to the information and explanations given to us and on the basis of our examination of the books of account, the Company has not granted any loans, given any guarantees or security or made any investments for which compliance under Section 185 or 186 is required. Accordingly reporting under clause 3(iv) of Companies (Auditor's Report) Order, 2020 is not applicable to the Company.
- (v) According to the information and explanations given to us and on the basis of our examination of the books of account, the Company has not accepted any deposits or amounts which are deemed to be deposits within the meaning of section 73 to 76 of the Act and the rules framed thereunder to the extent notified. . Therefore, clause 3(v) of Companies (Auditor's Report) Order, 2020 is not applicable to the Company.
- (vi) According to the information and explanation given to us the Company is not required to maintain cost records as specified under section 148 sub-section (1) of the Companies Act, 2013. Therefore clause 3(vi) of Companies (Auditor's Report) Order, 2020 is not applicable to the Company.
- (vii) a) According to the information and explanations given to us and records examined by us, Company is generally regular in depositing of undisputed statutory dues with respect to Income Tax, Tax Deducted at Source, Provident fund, Employee State Insurance Corporation, Goods and Service Tax, etc. **except that the Company has neither deducted nor paid provident fund contribution.** There are no outstanding statutory dues as at the last day of the financial year for a period of more than six months from the date they became payable.



- b) According to information and explanation given to us and the records of the Company, there are no statutory dues referred to in sub-clause (a) which have not been deposited on account of any disputes.
- (viii) According to information and explanation given to us and the records of the Company, the Company has not surrendered or disclosed any transactions relating to previously unrecorded income in the books of accounts, in the tax assessments under the Income Tax Act, 1961 as income during the year.
- (ix) (a) According to the information and explanations given to us and the records of the Company, the Company has not defaulted in repayment of loans or other borrowings or in the payment of interest thereon to any lender during the year.
- (b) According to the information and explanations given to us and the records of the Company, the Company has not been declared a wilful defaulter by any bank or financial institution or any other lender.
- (c) According to the information and explanations given to us and the records of the Company, the company has not availed any term loan. Accordingly, reporting under clause 3(ix)(c) of Companies (Auditor's) Report Order, 2020 is not applicable.
- (d) According to the information and explanations given to us and the records of the Company, no funds raised on short term basis have been utilised for long term purpose by the company.
- (e) According to the information and explanations given to us and the records of the Company, the Company does not have any subsidiaries or associates or joint ventures. Accordingly, reporting under clause 3(ix)(e) and 3(ix)(f) of Companies (Auditor's) Report Order, 2020 is not applicable.
- (x) (a) According to information and explanation given to us by the management and records furnished before us, the company has not raised money by way of initial public offer or further public offer. Accordingly reporting under Clause 3(x)(a) of Companies (Auditor's Report) Order, 2020 is not applicable to the Company.
- (b) According to information and explanation given to us by the management and records furnished before us, the Company has not made any preferential allotment or private placement of shares or convertible debentures (fully, partially or optionally convertible) during the year. Accordingly reporting under Clause 3(x)(b) of Companies (Auditor's Report) Order, 2020 is not applicable to the Company.
- (xi) (a) According to the information and explanations given to us and based on the examination of books and records of the Company, no fraud by the company or on the company has been noticed or reported during the year, nor have we been informed of any such case by the Management
- (b) According to information and explanation given to us by the management and records furnished before us, a report under Section 143(12) of the Act, in Form ADT-4, as prescribed under rule 13 of Companies (Audit and Auditors) Rules, 2014 was not required to be filed with the Central Government. Accordingly, the reporting under clause 3(xi)(b) of Companies (Auditor's) Report Order is not applicable to the Company.
- (c) During the course of our examination of the books and records of the Company carried out in accordance with the generally accepted auditing practices in India, and according to the information and explanations given to us, and as represented to us by the management, no



whistle-blower complaints have been received during the year by the Company. Accordingly, the reporting under clause 3(xi)(c) of the Order is not applicable to the Company.

- (xii) The Company is not a Nidhi Company hence reporting under clause 3(xii) of Companies (Auditor's Report) Order, 2020 is not applicable to the Company.
- (xiii) The Company has entered into transactions with related parties in compliance with the provisions of Section 177 and 188 of the Act. The details of such related party transactions have been disclosed in the financial statements as required to be disclosed under Accounting Standard 18 "Related Party Disclosures" specified under Section 133 of the Act.
- (xiv) According to the information and explanation given to us, provisions of section 138 of the Act with regard to formal internal audit system are not applicable to the Company. Therefore, clause 3(xiv)(a) and 3(xiv)(b) of the Order are not applicable to the Company.
- (xv) According to the information and explanation given to us, the company has not entered into any non-cash transaction with directors or persons connected with them. Therefore reporting under clause 3(xv) of the Companies (Auditor's Report) Order, 2020 is not applicable.
- (xvi) (a) According to the records examined by us the company is not engaged in business of a non-banking financial institution, therefore company is not required to register under section 45-IA of the Reserve Bank of India Act, 1934.
(b) According to the information and explanation given to us, the Company has not conducted any non-banking financial or housing finance activities without a valid certificate as per RBI Act, 1934. Accordingly, clause 3(xvi) (b) of Companies (Auditor's) Report Order, 2020 is not applicable.
(c) The Company is not a Core Investment Company (CIC) as defined in the regulations made by the RBI. Accordingly, clause 3(xvi) (c) of Companies (Auditor's) Report Order, 2020 is not applicable.
(d) According to the information and explanation given to us, the group does not have any CIC. Accordingly, clause 3(xvi) (d) of Companies (Auditor's) Report Order, 2020 is not applicable.
- (xvii) The Company has not incurred any cash losses in the financial year or in the immediately preceding financial year.
- (xviii) There has been no resignation of the statutory auditors during the year. Accordingly, clause 3(xviii) of Companies (Auditor's) Report Order, 2020 is not applicable.
- (xix) According to the information and explanation given to us and on the basis of financial ratios, (Also refer Note C-19 to the financial statements) ageing and expected dates of realization of financial assets and payment of financial liabilities, other information accompanying the financial statements, our knowledge of the Board of Directors and management plans and based on our examination of the evidence supporting the assumptions, nothing has come to our attention, which causes us to believe that any material uncertainty exists as on the date of audit report that the Company is not capable of meeting its liabilities existing at the date of balance sheet as and when they fall due within a period of one year from the balance sheet date. We, however, state that this is not an assurance as to the future viability of the Company. We further state that our reporting is based on the facts up to the date of the audit report and we neither give any guarantee nor any assurance that all liabilities falling due within a period of one year from the balance sheet date, will get discharged by the Company as and when they fall due.
- (xx) The Company has not spent the amount required by the Company for Corporate Social Responsibility during the year as required under subsection (5) of Section 135 of the Act. The Details of the same are as follows



| | Particulars | Amount (in Lakhs) |
|---|--|-------------------|
| A | Amount required to be spent by the company during the year | 31.25 |
| B | Amount of expenditure incurred during the year | 20.71 |
| C | (Excess) Short expenditure for the year | 10.54 |
| D | Total of Previous years Shortfall | 22.47 |
| E | Total Shortfall | 33.01 |

(xxi). The reporting under clause 3(xxi) of the Order is not applicable in respect of audit of Standalone Financial Statements. Accordingly, no comment in respect of the said clause has been included in this report.

CA Payal Gada
Proprietor
Membership No 110424
FRN No 148529W
UDIN : 24110424BKBIFN9898
Mumbai, 26th August, 2024



Annexure B to Independent Auditor's Report

Referred to in paragraph 12(f) of the Independent Auditor's Report of even date to the members of BHAVIK ENTERPRISES LIMITED on the financial statements for the year ended March 31, 2024.

Report on the Internal Financial Controls with reference to Financial Statement under Clause (i) of Sub-section 3 of Section 143 of the Companies Act, 2013 ("the Act")

1. We have audited the internal financial controls over financial reporting of BHAVIK ENTERPRISES LIMITED ("the Company") as of March 31, 2024 in conjunction with our audit of the financial statements of the Company for the year ended on that date.

Management's Responsibility for Internal Financial Controls

2. The Company's management is responsible for establishing and maintaining internal financial controls based on the internal control over financial reporting criteria established by the Company considering the essential components of internal control stated in the Guidance Note on Audit of Internal Financial Controls over Financial Reporting ("the Guidance Note") issued by the Institute of Chartered Accountants of India ('ICAI'). These responsibilities include the design, implementation and maintenance of adequate internal financial controls that were operating effectively for ensuring the orderly and efficient conduct of its business, including adherence to company's policies, the safeguarding of its assets, the prevention and detection of frauds and errors, the accuracy and completeness of the accounting records, and the timely preparation of reliable financial information, as required under the Act.

Auditors' Responsibility

3. Our responsibility is to express an opinion on the Company's internal financial controls over financial reporting based on our audit. We conducted our audit in accordance with the Guidance and the Standards on Auditing deemed to be prescribed under section 143(10) of the Act to the extent applicable to an audit of internal financial controls, both applicable to an audit of Internal Financial Controls and, both issued by the ICAI. Those Standards and the Guidance Note require that we comply with ethical requirements and plan and perform the audit to obtain reasonable assurance about whether adequate internal financial controls over financial reporting was established and maintained and if such controls operated effectively in all material respects.
4. Our audit involves performing procedures to obtain audit evidence about the adequacy of the internal financial controls system over financial reporting and their operating effectiveness. Our audit of internal financial controls over financial reporting included obtaining an understanding of internal financial controls over financial reporting, assessing the risk that a material weakness exists, and testing and evaluating the design and operating effectiveness of internal control based on the assessed risk. The procedures selected depend on the auditor's judgment, including the assessment of the risks of material misstatement of the financial statements, whether due to fraud or error.
5. We believe that the audit evidence we have obtained is sufficient and appropriate to provide a basis for our audit opinion on the Company's internal financial controls system over financial reporting.



Meaning of Internal Financial Controls Over Financial Reporting.

6. A company's internal financial control over financial reporting is a process designed to provide reasonable assurance regarding the reliability of financial reporting and the preparation of financial statements for external purposes in accordance with generally accepted accounting principles. A company's internal financial control over financial reporting includes those policies and procedures that (1) pertain to the maintenance of records that, in reasonable detail, accurately and fairly reflect the transactions and dispositions of the assets of the company; (2) provide reasonable assurance that transactions are recorded as necessary to permit preparation of financial statements in accordance with generally accepted accounting principles, and that receipts and expenditures of the company are being made only in accordance with authorizations of management and directors of the company; and (3) provide reasonable assurance regarding prevention or timely detection of unauthorized acquisition, use, or disposition of the company's assets that could have a material effect on the financial statements.


Inherent Limitations of Internal Financial Controls Over Financial Reporting

7. Because of the inherent limitations of internal financial controls over financial reporting, including the possibility of collusion or improper management override of controls, material misstatements due to error or fraud may occur and not be detected. Also, projections of any evaluation of the internal financial controls over financial reporting to future periods are subject to the risk that the internal financial control over financial reporting may become inadequate because of changes in conditions, or that the degree of compliance with the policies or procedures may deteriorate.

Opinion

8. In our opinion, the Company has, in all material respects, an adequate internal financial controls system over financial reporting and such internal financial controls over financial reporting were operating effectively as at March 31, 2024, based on the internal control over financial reporting criteria established by the Company considering the essential components of internal control stated in the Guidance Note issued by the ICAI.




CA Payal Gada
Proprietor
Membership No 110424
FRN No 148529W
UDIN : 24110424BKBIFN9898
Mumbai, 26th August, 2024



Bhavik Enterprises Limited
CIN: U51900MH2008PLC186771

Balance Sheet As On 31st March, 2024

(All amounts in Rs lakhs, unless otherwise stated)

| Particulars | Note No. | Figures as at the end of current reporting period Rs. (in Lakhs) | Figures as at the end of previous reporting Period Rs. (in Lakhs) |
|---|----------|---|--|
| I EQUITY AND LIABILITIES | | | |
| 1 Shareholders' funds | | | |
| (a) Share capital | A(1) | 528.60 | 528.60 |
| (b) Reserves and surplus | A(2) | 8,676.09 | 7,892.88 |
| (b) Money Received against share warrents | | - | - |
| 2 Share application money pending allotments | | - | - |
| 3 Non-current liabilities | | | |
| (a) Long-term borrowings | | - | - |
| (b) Deferred tax liabilities (net) | | 3.10 | 5.08 |
| (c) Other Long Term Liabilities | | - | - |
| (d) Long term provision | | - | - |
| 4 Current liabilities | | | |
| (a) Short Term Borrowings | | - | - |
| (b) Trade payables | A(3) | | |
| (A) total outstanding dues of micro enterprises and small enterprises | | 4,047.34 | 6,955.70 |
| (B) total outstanding dues of Creditors other than micro enterprises and small enterprises | | 246.42 | 112.10 |
| (c) Other current liabilities | A(4) | | |
| (d) Short-term provisions | A(5) | 336.09 | 589.14 |
| TOTAL | | 13,837.64 | 16,083.50 |
| II ASSETS | | | |
| 1 Non-current assets | | | |
| (i) Property, Plant and Equipment | A(6) | 134.98 | 154.14 |
| (ii) Intangible assets | | - | - |
| (iii) Capital Work in progress | | - | - |
| (iv) Intangible Assets under Development | | - | - |
| (b) Non-current investments | A(7) | 327.12 | 327.12 |
| (c) Deferred Tax Assets | | | |
| (d) Long term loans and Advances | A(8) | 1,013.42 | 901.69 |
| (e) Other Non Current Assets | | | |
| 2 Current assets | | | |
| (a) Current Investments | | | |
| (b) Inventories | | | |
| Finished Goods | A(9) | 945.69 | 1,740.74 |
| Goods in Transit | A(9) | 1,853.06 | 2,708.49 |
| (c) Trade receivables | A(10) | 3,401.68 | 4,077.83 |
| (d) Cash and cash equivalents | A(11) | 6,161.70 | 6,173.49 |
| (e) Short-term loans and advances | | - | - |
| (f) Other Current Assets | A(12) | - | - |
| TOTAL | | 13,837.64 | 16,083.50 |
| III Contingent Liabilities | A(21) | | |
| IV Significant Accounting Policies forming part of Financial Statement | B | | |
| V Other Notes on Accounts forming part of Financial Statements | C | | |
| <p>AS PER OUR REPORT IF EVEN DATED FOR PAYAL GADA & CO</p> <div style="display: flex; justify-content: space-between; align-items: flex-end;"> <div style="width: 30%;"> <p>CA PAYAL GADA Proprietor Membership No 110424 FRN No 148529W UDIN : 24110424BKBIFN9898 Mumbai, 26th August, 2024</p> </div> <div style="width: 30%; text-align: center;">  </div> <div style="width: 30%; text-align: center;"> <p>For Bhavik Enterprises Ltd</p>  <p>MUKESH THAKKAR Managing Director DIN No 01867515</p> </div> <div style="width: 30%; text-align: center;">  <p>BHAVIK THAKKAR Managing Director DIN No 01867522</p> </div> </div> | | | |

STATEMENT OF PROFIT AND LOSS ACCOUNT FOR THE YEAR ENDED 31st MARCH 2024

(All amounts in Rs lakhs, unless otherwise stated)

| Particulars | Note No. | Figures for the current reporting period | Figures for the previous reporting period |
|---|----------|--|---|
| | | Rs. | Rs. |
| I Revenue from operations (gross) | A(13) | 57,361.95 | 56,161.27 |
| Less: Excise Duty | | - | - |
| Revenue from operations (net) | | 57,361.95 | 56,161.27 |
| II Other Income | A(14) | 790.21 | 382.28 |
| III Total Income (I+II) | | 58,152.17 | 56,543.55 |
| IV Expenses | | | |
| (a) Cost of materials consumed | | - | - |
| (b) Purchase of Stock in Trade | A(15) | 53,995.36 | 52,697.78 |
| (c) Changes in inventories of finished goods, work-in-progress and stock-in-trade | A(16) | 795.05 | (417.79) |
| (d) Employee benefits expenses | A(17) | 172.06 | 162.62 |
| (e) Finance costs | A(18) | 19.08 | 34.14 |
| (f) Depreciation and amortisation expenses | A(6) | 20.34 | 7.23 |
| (g) Other expenses | A(19) | 2,083.68 | 1,973.15 |
| Total Expenses | | 57,085.56 | 54,457.13 |
| V Profit before exceptional and extraordinary item and tax | | 1,066.61 | 2,086.41 |
| VI Exceptional Items | | - | - |
| VII Profit before extraordinary item and tax | | 1,066.61 | 2,086.41 |
| VIII Extraordinary Items | | - | - |
| IX Profit before Tax | | 1,066.61 | 2,086.41 |
| X Tax Expense: | | | |
| (a) Current tax expense | | 283.30 | 549.00 |
| (b) Deferred tax | A(20) | (1.98) | 0.90 |
| XI Profit / (Loss) for the period from continuing operations | | 785.28 | 1,536.51 |
| XII Profit / (Loss) from discontinuing operations | | - | - |
| XIII Tax from discontinuing operations | | - | - |
| XIV Profit/ (Loss) from discontinuing operations | | - | - |
| Less: Tax Adjustments | | 2.07 | (1.47) |
| XV Profit / (Loss) for the Period | | 783.21 | 1,537.98 |
| XVI Earning per equity share: | A(23) | | |
| (1) Basic (Rs Per Share) | | 14.82 | 29.10 |
| (2) Diluted (Rs Per Share) | | 14.82 | 29.10 |

Significant Accounting Policies forming part of Financial Statement

B

Other Notes on Accounts forming part of Financial Statements

C

AS PER OUR REPORT IF EVEN DATED
FOR PAYAL GADA & CO

CA PAYAL GADA
Proprietor
Membership No 110424
FRN No 148529W
UDIN : 24110424BKBIFN9898
Mumbai, 26th August, 2024



For Bhavik Enterprises Ltd
MUKESH THAKKAR
Managing Director
DIN No 01867515



BHAVIK THAKKAR
Managing Director
DIN No 01867522

Mumbai, 26th August, 2024

Mumbai, 26th August, 2024

Cash Flow Statement
for the year ended 31st March 2024

| | (All amounts in Rs lakhs, unless otherwise stated) | |
|---|--|-----------------|
| | 2024 | 2023 |
| Cash flow from operating activities | | |
| Net profit before tax for the year | 1,066.61 | 2,086.41 |
| Adjustments: | | |
| Depreciation and amortisation | 20.34 | 7.23 |
| Shortfall of Depreciation | - | - |
| Interest Received | (266.67) | (217.90) |
| Finance costs | 2.51 | 0.64 |
| Profit on sale of fixed assets | - | (0.08) |
| Operating cash flow before working capital changes | 822.78 | 1,876.31 |
| (Increase) / Decrease in trade receivables | 676.14 | (434.29) |
| (Increase) / Decrease in short-term loans and advances | - | - |
| (Increase) / Decrease in long-term loans and advances | (111.73) | 442.02 |
| (Increase) / Decrease in Inventories | 1,650.48 | (1,863.31) |
| (Increase) / Decrease in other current assets | - | - |
| Increase / (Decrease) in trade payables | (2,908.35) | 2,184.37 |
| Increase / (Decrease) in other current liabilities | 134.32 | 67.21 |
| Increase / (Decrease) in other short term provisions | (253.05) | (339.09) |
| Cash generated from operations | 10.60 | 1,933.22 |
| Taxes paid (net) | | |
| Income tax | (283.30) | (549.00) |
| Indirect taxes paid | (2.07) | 1.47 |
| Net cash generated from operating activities (A) | (274.78) | 1,385.69 |
| Cash flow from investing activities | | |
| Shortfall of depreciation | | |
| Payment for acquisition of fixed assets | (1.17) | (46.04) |
| Payment for Investment in Residential (Working in Progress) | - | (324.30) |
| Receipt from sale of fixed assets | - | 6.25 |
| Profit from sale of Fixed Asset | - | 0.08 |
| Interest Income receipt | 266.67 | 217.90 |
| Net cash (used) by investing activities (B) | 265.50 | (146.11) |
| Cash flow from financing activities | | |
| Finance costs | (2.51) | (0.64) |
| Payment of dividend to equity shareholders | - | - |
| Net cash (used) by financing activities (C) | (2.51) | (0.64) |
| Net increase in cash and cash equivalents (A+B+C) | (11.79) | 1,238.93 |
| Cash and Cash equivalents at the beginning of the year | 6,173.49 | 4,934.56 |
| Cash and Cash equivalents at the end of the year | 6,161.70 | 6,173.49 |

Notes:

1. The Cash Flow Statement has been prepared under the indirect method as set out in Accounting Standard - 3 ('AS 3') on Cash Flow

| | | |
|---|-----------------|-----------------|
| 2. Components of cash and cash equivalents: | 2024 | 2023 |
| Beginning | | |
| Cash on hand | 0.89 | 1.33 |
| Balances with Banks | - | - |
| - in current accounts | 1,432.56 | 642.20 |
| - in fixed deposits | 4,740.04 | 4,291.02 |
| Cash and cash equivalents at the beginning of the year | 6,173.49 | 4,934.56 |

| | | |
|--|-----------------|-----------------|
| 2. Components of cash and cash equivalents : | 2024 | 2023 |
| End of the year | | |
| Cash on hand | 1.00 | 0.89 |
| Balances with Banks | - | - |
| - in current accounts | 1,102.51 | 1,432.56 |
| - in fixed deposits | 5,058.19 | 4,740.04 |
| | 6,161.70 | 6,173.49 |

The notes referred to above form an integral part of this cash flow statement.

AS PER OUR REPORT OF EVEN DATE
FOR PAYAL GADA & CO
CHARTERED ACCOUNTANTS

PAYAL GADA
Proprietress
Membership no 110424
Firm Reg. no. 148529W
UDIN : 24110424BKBIFN9898
FRN No 148529W



For and on behalf of the Board of Directors
BHAVIK ENTERPRISES LIMITED

MUKESH THAKKAR
Managing Director
DIN No: 01867515

FRN No 148529W



BHAVIK THAKKAR
Managing Director
DIN No: 01867522

FRN No 148529W

Bhavik Enterprises Limited
(A)NOTES ANNEXED TO AND FORMING PART OF THE BALANCE SHEET

(All amounts in Rs lakhs, unless otherwise stated)

Note -1. SHARE CAPITAL

| Particulars | Figures as at the end of current reporting | | Figures as at the end of previous reporting | |
|---|--|---------------|---|---------------|
| | Number of shares | Rs. | Number of shares | Rs. |
| (a) Authorised 10000 Equity shares of Rs.10/- each with voting rights | 75,00,000.00 | 750.00 | 75,00,000.00 | 750.00 |
| (b) Issued, Subscribed and Paid up 10000 Equity shares of Rs.10 each with voting rights | 52,86,003.00 | 528.60 | 52,86,003.00 | 528.60 |
| Total | 52,86,003.00 | 528.60 | 52,86,003.00 | 528.60 |

List of Shareholders holding more than 5% share capital

| Name of Shareholders | No. of Shares | % | Value/Share | Total Value |
|----------------------|---------------------|--------------|-------------|---------------|
| Mrs Purnima Thakkar | 30,28,000.00 | 57.28 | 10 | 302.80 |
| Mr. Mukesh Thakkar | 12,08,000.00 | 22.85 | 10 | 120.80 |
| Mr. Bhavik Thakkar | 8,25,500.00 | 15.62 | 10 | 82.55 |
| TOTAL | 50,61,500.00 | 95.75 | | 506.15 |

NOTE 1A. SHARES HELD BY PROMOTORS

| Current Reporting Period | | | | |
|--------------------------|---------------------|--------------|-------------------|--------------------------|
| Sr No. | Promotor's Name | No of shares | % of total shares | % Change during the year |
| 1 | Mrs Purnima Thakkar | 30,28,000.00 | 57.28 | 0 |
| 2 | Mr. Mukesh Thakkar | 12,08,000.00 | 22.85 | 0 |
| 3 | Mr. Bhavik Thakkar | 8,25,500.00 | 15.62 | 0 |

| Previous reporting Period | | | | |
|---------------------------|---------------------|--------------|-------------------|--------------------------|
| Sr No. | Promotor's Name | No of shares | % of total shares | % Change during the year |
| 1 | Mrs Purnima Thakkar | 30,28,000.00 | 57.28 | 0 |
| 2 | Mr. Mukesh Thakkar | 12,08,000.00 | 22.85 | 0 |
| 3 | Mr. Bhavik Thakkar | 8,25,500.00 | 15.62 | 0 |

NOTE- 1B. STATEMENTS OF CHANGES IN EQUITY

| Current Reporting Period | | | | |
|---|---|---|--|--|
| Balance at the beginning of the current reporting period | Changes in Equity Share Capital due to prior period error | Related Balance at the beignning of the current | Changes in Equity Share Capital during the current | Balance at the end of the current reporting period |
| 52.86 | 0 | 52.86 | 0 | 52.86 |

| Previous reporting Period | | | | |
|--|---|---|---|---|
| Balance at the beginning of the previous reporting period | Changes in Equity Share Capital due to prior period error | Related Balance at the beignning of the previous reporting perioud | Changes in Equity Share Capital during the previous year | Balance at the end of the previous reporting period |
| 52.86 | 0 | 52.86 | 0 | 52.86 |



Bhavik Enterprises Limited
NOTES ANNEXED TO AND FORMING PART OF THE BALANCE SHEET

(All amounts in Rs lakhs, unless otherwise stated)

Note 2 RESERVES AND SURPLUS


| Particulars | Figures as at the end of current reporting period | Figures as at the end of previous reporting Period |
|---|---|--|
| | Rs. (in Lakhs) | Rs. (in Lakhs) |
| (A) Securities premium account | | |
| Opening balance | - | - |
| Closing balance | - | - |
| (B) Surplus / (Deficit) in Statement of Profit and Loss | | |
| Opening balance | 7,892.88 | 6,354.91 |
| Add: Profit / (Loss) for the year | 783.21 | 1,537.98 |
| Less:- Loss Due to Change in Rate of Depreciation as per Company Act 2013 | - | - |
| Closing balance | 8,676.09 | 7,892.88 |
| Total | 8,676.09 | 7,892.88 |

Note 4 OTHER CURRENT LIABILITIES

| Particulars | Figures as at the end of current reporting period | Figures as at the end of previous reporting Period |
|---------------------------|---|--|
| | Rs. (in Lakhs) | Rs. (in Lakhs) |
| Creditors For Advance | - | - |
| Expenses Payable | 53.21 | 58.44 |
| For Other Libailities | 11.51 | 12.95 |
| Other Current Liabilities | 181.70 | 40.71 |
| Total | 246.42 | 112.10 |

Note 5 SHORT TERM PROVISIONS

| Particulars | Figures as at the end of current reporting period | Figures as at the end of previous reporting Period |
|--|---|--|
| | Rs. (in Lakhs) | Rs. (in Lakhs) |
| (a) Provision for employee benefits | | |
| (b) Provision - for TAX | | |
| Provision for Income Tax(Prior Years) | 0 | 0.079 |
| Provision for Income Tax(Current Years) | 283.30 | 549.00 |
| (c) Provision - Others | | |
| Gratuity | 19.78 | 17.59 |
| CSR | 33.01 | 22.47 |
| Total | 336.09 | 589.14 |



Note 3 TRADE PAYABLES**Figures For the Current Reporting Period**

| Particulars | Outstanding for following periods from due date of payment | | | | Total |
|-------------------|--|-----------|-----------|-------------------|-----------------|
| | Less than 1 Year | 1-2 Years | 2-3 Years | More than 3 Years | |
| MSME | - | - | - | - | - |
| Others | 4,047.34 | - | - | - | 4,047.34 |
| Dispute dues-MSME | - | - | - | - | - |
| Dispute dues | - | - | - | - | - |
| Others | - | - | - | - | - |
| Total | 4,047.34 | - | - | - | 4,047.34 |

Figures For Previous Reporting Period

| Particulars | Outstanding for following periods from due date of payment | | | | Total |
|-------------------|--|-----------|-----------|-------------------|-----------------|
| | Less than 1 Year | 1-2 Years | 2-3 Years | More than 3 Years | |
| MSME | - | - | - | - | - |
| Others | 6,955.70 | - | - | - | 6,955.70 |
| Dispute dues-MSME | - | - | - | - | - |
| Dispute dues | - | - | - | - | - |
| Others | - | - | - | - | - |
| Total | 6,955.70 | - | - | - | 6,955.70 |



Bhavik Enterprises Limited
STATEMENT OF FIXED ASSETS, AS ON 31 ST MARCH 2024

(All amounts in Rs lakhs, unless otherwise stated)

| PARTICULARS | RATE OF DEPRECIATION | GROSS BLOCK | | | | DEPRECIATION | | | | NET - BLOCK | |
|-----------------------|----------------------|---------------------|-----------------------------------|-------------------------------|----------------------------|--------------------|---------------------|-----------------|--------------|---------------------|---------------------|
| | | AS ON 01.04.2023 | ADDITIONS Before 30.09.2023 | ADDITIONS After 30.09.2023 | SALE during the year | AS ON 31.3.2024 | UP TO 01.04.2023 | FOR THE YEAR | ON SALE | AS ON 31.03.2024 | AS ON 31.03.2023 |
| Godown | 4.87% | 23.70 | - | - | - | 23.70 | 11.47 | 0.60 | - | 12.06 | 12.24 |
| Office | 4.87% | 170.65 | - | - | - | 170.65 | 77.29 | 4.55 | - | 81.84 | 93.36 |
| Computers and Laptop | 63.16% | 6.23 | - | - | - | 6.23 | 6.20 | 0.02 | - | 6.22 | 0.03 |
| Printer | 63.16% | 1.01 | - | - | - | 1.01 | 1.01 | 0.00 | - | 1.01 | 0.00 |
| Air Conditioners | 25.89% | 5.39 | - | - | - | 5.39 | 4.12 | 0.33 | - | 4.45 | 1.26 |
| Air Cooler | 25.89% | 0.01 | - | - | - | 0.01 | 0.01 | 0.00 | - | 0.01 | 0.00 |
| Water Purifier | 25.89% | 0.09 | - | - | - | 0.09 | 0.06 | 0.01 | - | 0.07 | 0.04 |
| DVD Player | 25.89% | 0.03 | - | - | - | 0.03 | 0.03 | 0.00 | - | 0.03 | 0.00 |
| Television | 25.89% | 0.69 | 1.17 | - | - | 1.86 | 0.66 | 0.23 | - | 0.89 | 0.03 |
| Telephone | 25.89% | 0.40 | - | - | - | 0.40 | 0.38 | 0.00 | - | 0.39 | 0.01 |
| Mobile | 25.89% | 3.74 | - | - | - | 3.74 | 2.93 | 0.21 | - | 3.14 | 0.81 |
| EPBX | 25.89% | 1.12 | - | - | - | 1.12 | 1.08 | 0.01 | - | 1.09 | 0.05 |
| Camera | 25.89% | 1.81 | - | - | - | 1.81 | 0.87 | 0.24 | - | 1.11 | 0.94 |
| Motor Car | 31.23% | 15.04 | - | - | - | 15.04 | 13.88 | 0.36 | - | 14.24 | 1.17 |
| Motor Car (Audi 2023) | 31.23% | 43.92 | - | - | - | 43.92 | 0.41 | 13.59 | - | 14.00 | 43.51 |
| Refrigerator | 25.89% | 0.36 | - | - | - | 0.36 | 0.35 | 0.00 | - | 0.36 | 0.01 |
| *Office Equipment | 45.07% | 0.71 | - | - | - | 0.71 | 0.70 | 0.00 | - | 0.71 | 0.00 |
| Furniture & Fixtures | 25.89% | 19.14 | - | - | - | 19.14 | 18.47 | 0.18 | - | 18.64 | 0.68 |
| TOTAL | | 294.04 | 1.17 | - | - | 295.21 | 139.90 | 20.34 | - | 160.24 | 154.14 |
| PREVIOUS YEAR | | 284.77 | 0.21 | 45.84 | 36.7800 | 294.04 | 163.19 | 7.23 | 30.52 | 139.90 | 121.55 |



Bhavik Enterprises Limited

(All amounts in Rs lakhs, unless otherwise stated)

Note 7 NON CURRENT INVESTMENTS

| Particulars | Figures as at the end of current reporting period | Figures as at the end of previous reporting Period |
|---|---|--|
| | Rs. (in Lakhs) | Rs. (in Lakhs) |
| Equity Shares | 0.07 | 0.07 |
| Gold | 2.75 | 2.75 |
| Investment in Residential property (Work in Progress) | 324.30 | 324.30 |
| Total | 327.12 | 327.12 |

Note 8 LONG TERM LOANS AND ADVANCES

| Particulars | Figures as at the end of current reporting period | Figures as at the end of previous reporting Period |
|-------------------------------------|---|--|
| | Rs. (in Lakhs) | Rs. (in Lakhs) |
| (Unsecured considered good) | - | - |
| Interest accrued and due | 77.57 | 41.58 |
| Other Deposit | 2.34 | 2.34 |
| Other Loans and Advances | | |
| Income Tax | 247.34 | 419.23 |
| Advance recoverable in cash or kind | 686.17 | 438.55 |
| Total | 1,013.42 | 901.69 |

Note 9 INVENTORIES

(At lower of cost and net realisable value)

| Particulars | Figures as at the end of current reporting period | Figures as at the end of previous reporting Period |
|---|---|--|
| | Rs. (in Lakhs) | Rs. (in Lakhs) |
| Finished Goods | 945.69 | 1,740.74 |
| Raw Material (including Packing Material) | - | - |
| W I P | - | - |
| Goods in Transit | 1,853.06 | 2,708.49 |
| Total | 2,798.75 | 4,449.23 |



(All amounts in Rs lakhs, unless otherwise stated)

Note 10 TRADE RECEIVABLES

Figures For the Current Reporting Period

| Particulars | Outstanding for following periods from due date of payment | | | | | Total |
|--|--|-----------------|-----------|-----------|-------------------|----------|
| | Less than 6 Months | 6 Months -1Year | 1-2 Years | 2-3 Years | More than 3 Years | |
| Undisputed Trade Receivables-Considered Goods | 3,373.64 | 28.04 | - | - | - | 3,401.68 |
| Undisputed Trade Receivables-Considered Doubtful | - | - | - | - | - | - |
| Disputed Trade Receivables-Considered Goods | - | - | - | - | - | - |
| Disputed Trade Receivables-Considered Doubtful | - | - | - | - | - | - |
| Others | - | - | - | - | - | - |

Figures For Previous Reporting Period

| Particulars | Outstanding for following periods from due date of payment | | | | | Total |
|--|--|-----------------|-----------|-----------|-------------------|----------|
| | Less than 6 Months | 6 Months -1Year | 1-2 Years | 2-3 Years | More than 3 Years | |
| Undisputed Trade Receivables-Considered Goods | 4,070.83 | 7.00 | - | - | - | 4,077.83 |
| Undisputed Trade Receivables-Considered Doubtful | - | - | - | - | - | - |
| Disputed Trade Receivables-Considered Goods | - | - | - | - | - | - |
| Disputed Trade Receivables-Considered Doubtful | - | - | - | - | - | - |
| Others | - | - | - | - | - | - |

Note 11 CASH AND CASH EQUIVALENTS

| Particulars | Figures as at the end of current reporting period | Figures as at the end of previous reporting Period |
|-------------------|---|--|
| | Rs.Lakhs | Rs.Lakhs |
| A) Cash In Hand | 1.00 | 0.89 |
| B) Bank Balance | 1,102.51 | 1,432.56 |
| C) Fixed Deposits | 5,058.19 | 4,740.04 |
| Total | 6,161.70 | 6,173.49 |

Note 12 OTHER CURRENT ASSETS

| Particulars | Figures as at the end of current reporting period | Figures as at the end of previous reporting Period |
|--------------|---|--|
| | Rs.Lakhs | Rs.Lakhs |
| GST Balance | - | - |
| Total | - | - |



| (All amounts in Rs lakhs, unless otherwise stated) | | |
|--|--|---|
| Note 13 REVENUE FROM OPERATIONS | | |
| Particulars | Figures for the current reporting period | Figures for the previous reporting period |
| | Rs. (in Lakhs) | Rs. (in Lakhs) |
| Sale of Product ((Including taxes Rs) (Net of Rebates, Claims, Trade Discounts and Returns) | 57,361.95 | 56,161.27 |
| Total - Sales | 57,361.95 | 56,161.27 |
| Taxes included in sales figure above for FY 2023-24 is Rs 7949.59 Lakhs and for FY 2022-23 is Rs 7434.70 Lakhs | | |
| Note 14 OTHER INCOME | | |
| Particulars | Figures for the current reporting period | Figures for the previous reporting period |
| | Rs. (in Lakhs) | Rs. (in Lakhs) |
| Interest Income | 266.67 | 217.90 |
| Gain (loss) on fluctuation in foreign currency rates | 335.29 | 113.49 |
| Profit on sale of car | - | 0.08 |
| Miscellaneous income | 188.26 | 50.82 |
| | - | - |
| Total | 790.21 | 382.28 |
| Note 15 PURCHASE OF STOCK IN TRADE | | |
| Particulars | Figures for the current reporting period | Figures for the previous reporting period |
| | Rs. (in Lakhs) | Rs. (in Lakhs) |
| Opening stock | - | - |
| Add: Purchases | | |
| Import | 46,182.50 | 45,099.84 |
| Domestic | 7,812.85 | 7,597.94 |
| | 53,995.36 | 52,697.78 |
| Less: Closing stock | - | - |
| Cost of material consumed | 53,995.36 | 52,697.78 |
| Note 16 CHANGE IN INVENTORIES | | |
| Particulars | Figures for the current reporting period | Figures for the previous reporting period |
| | Rs. (in Lakhs) | Rs. (in Lakhs) |
| <u>Inventories at the end of the year:</u> | | |
| Finished goods | 945.69 | 1,740.74 |
| Work-in-progress | - | - |
| | 945.69 | 1,740.74 |
| <u>Inventories at the beginning of the year:</u> | | |
| Finished goods | 1,740.74 | 1,322.94 |
| Work-in-progress | - | - |
| | 1,740.74 | 1,322.94 |
| Net (increase) / decrease | 795.05 | (417.79) |



(All amounts in Rs lakhs, unless otherwise stated)

Note 17 EMPLOYEE BENEFIT EXPENSES

| Particulars | Figures for the current reporting period | Figures for the previous reporting period |
|----------------------------|--|---|
| | Rs. (in Lakhs) | Rs. (in Lakhs) |
| Salaries and wages | 62.29 | 56.00 |
| Directors Remuneration | 100.60 | 100.20 |
| ESI Employees Contribution | - | - |
| Gratuity | 2.83 | 1.91 |
| Staff Welfare | 1.88 | 0.29 |
| Bonus | 4.46 | 4.23 |
| Total | 172.06 | 162.62 |

Note 18 FINANCE COST

| Particulars | Figures for the current reporting period | Figures for the previous reporting period |
|---------------------------|--|---|
| | Rs. (in Lakhs) | Rs. (in Lakhs) |
| Bank Charges / Commission | 16.57 | 33.50 |
| Interest | 2.51 | 0.64 |
| Bank Interest | - | - |
| Total | 19.08 | 34.14 |



| (All amounts in Rs lakhs, unless otherwise stated) | | |
|--|--|---|
| Note 19 OTHER EXPENSES | | |
| Particulars | Figures for the current reporting period | Figures for the previous reporting period |
| | Rs. (in Lakhs) | Rs. (in Lakhs) |
| (A) DIRECT EXPENSES | | |
| Clearing & Forwarding Charges | 671.36 | 575.22 |
| Container Mover Charges | 155.37 | 114.05 |
| TCS Paid | 6.56 | 6.27 |
| Loading & Unloading Charges | 45.23 | 36.82 |
| Transportation | 611.35 | 591.77 |
| GST paid | 304.23 | 352.30 |
| Total (A) | 1,794.10 | 1,676.43 |
| (B) INDIRECT EXPENSES | | |
| Advertisement Expenses | 0.87 | 0.13 |
| Auditors Remuneration [Refer Note A(22)] | 1.13 | 1.15 |
| Communication Expenses | 2.22 | 1.75 |
| Consultancy Fees | - | 0.73 |
| Conveyance Expenses | 2.56 | 2.16 |
| Discount | 10.65 | 63.10 |
| Donations | 0.14 | 0.04 |
| Electricity Charges | 2.20 | 2.57 |
| Grampanchayat Taxes | 0.02 | 0.16 |
| Insurance | 71.21 | 64.19 |
| Membership & Subscription | 0.47 | 9.79 |
| Miscellaneous Expenses | 4.98 | 4.74 |
| Motor car expenses | 2.08 | 1.63 |
| Office Expenses | 3.18 | 9.58 |
| Printing & Stationery | 2.20 | 1.83 |
| Profession Tax | 0.03 | 0.03 |
| Professional and Legal Fees | 2.41 | 2.17 |
| Internal Audit Fees | 0.75 | - |
| Rent | 29.04 | 29.04 |
| Repairs & Maintenance | 2.02 | 2.74 |
| Society Maintenance Expenses | 2.89 | 2.83 |
| Travelling Expenses | 31.86 | 31.72 |
| Weighment Charges | - | - |
| Business promotion expenses | 35.58 | 0.02 |
| Cargo Storage Charges | 34.83 | 9.79 |
| CSR provision | 31.25 | 21.77 |
| Windows Contract Charges | 1.18 | 1.18 |
| Handling Charges | 7.10 | 2.82 |
| Property tax | 1.94 | 1.94 |
| ERP GST-E-Invoicing | 0.10 | 0.20 |
| Ineligible ITC- IGST | 0.17 | 9.50 |
| Ineligible ITC- SGST | 0.15 | 8.17 |
| Ineligible ITC- CGST | 0.15 | 8.17 |
| Ineligible ITC- UTGST | 0.01 | - |
| Loading and Boarding Charges | 1.72 | - |
| Fees for GRS Certification | 0.80 | - |
| GRS Annual Registration and Administration Fee | 0.56 | - |
| Municipal Taxes | 0.95 | 0.92 |
| Inspection Charges - Fire Insurance | 0.10 | 0.09 |
| EPR Compliance | 0.13 | 0.10 |
| Total (B) | 289.59 | 296.73 |
| Total (A+B) | 2,083.68 | 1,973.15 |



Note 20: Deferred Tax Assets (net)

| | Particulars | Amount | mount | Tax effect @ 25.168% |
|--|--|---------------|--------------|----------------------|
| Details of opening balance of deferred tax asset (liability) as on 01.04.2023 | | | | |
| 1 | Depreciation | | | |
| | WDV per IT | 116.39 | | |
| | WDV per books | 154.14 | (37.76) | (9.50) |
| 2 | 43B items - 26B(b) | - | | |
| | 43B items - 26A(a) | - | - | - |
| | 43B items - 26B(a); excess payment | - | | |
| 3 | CSR provision | - | | |
| 4 | Gratuity provision (when they actually pay deduction will be allowed) | | 17.59 | 4.43 |
| 5 | 40(a) (i) (a) Items | - | - | (5.08) |
| | | | | (5.08) |
| | | Amount | mount | Tax effect @ |
| | Details of closing balance of deferred tax asset (Liability) as on 31.03.2024 | | | 25.17 |
| 1 | Depreciation | | | |
| | WDV per IT | 102.89 | | |
| | WDV per books | 134.98 | (32.09) | (8.08) |
| | 43B items - 26B(b) | - | | |
| 2 | 43B items - 26A(a) | - | - | - |
| | 43B items - 26B(a); excess payment | - | | |
| 3 | CSR provision | - | | |
| 4 | Gratuity provision | | 19.78 | 4.98 |
| 5 | 40(a) (i) (a) disallowance | - | - | (3.10) |
| | | | | (3.10) |
| | Current year charge/(credit) | | | (1.98) |

Pursuant to Accounting Standard (AS) 22 – Accounting for taxes on Income, the impact of net Deferred Tax asset of Rs (1.98) [previous year Rs 0.90] for the year ended 31.3.2023 has been charged(charged) to the Statement of Profit and Loss.

Note 21: Contingent Liabilities –

| Sr No | Particulars | Amount in USD (in Lakhs) | Amount in Rs (in Lakhs) | Amount in USD (in Lakhs) | Amount in Rs (in Lakhs) |
|-------|-------------------------------|--------------------------|-------------------------|--------------------------|-------------------------|
| | | Current year | | Previous year | |
| (i) | Outstanding letter of credit | | | | |
| (a) | Dena Bank (Bank of Baroda) | - | - | - | - |
| (ii) | Outstanding forward contracts | | | | |
| (a) | Dena Bank (Bank of Baroda) | - | - | - | - |
| (b) | HDFC Bank Forward contract | - | - | 7.08 | 582.63 |
| | HDFC Bank FX option | - | - | - | - |
| (iii) | Bank guarantee | - | - | - | - |



(All amounts in Rs lakhs, unless otherwise stated)

Note 22: Auditor's remuneration –

| <u>Sr No</u> | <u>Particulars</u> | <u>Amount in Rs</u> <u>Current year</u> <u>(Excluding taxes)</u> | <u>Amount in Rs</u> <u>Previous year</u> <u>(Including taxes)</u> |
|--------------|-----------------------|--|---|
| (i) | Statutory Audit | 0.60 | 0.60 |
| (ii) | Tax Audit | 0.25 | 0.25 |
| (iii) | Income tax matters | 0.275 | 0.29 |
| (iv) | VAT/GST Audit | - | - |
| (v) | Certification matters | | 0.06 |
| (vi) | Total | 1.125 | 1.20 |

Note 23 : Earnings per share

| <u>Sr No</u> | <u>Particulars</u> | <u>2024</u> | <u>2023</u> |
|--------------|--|-------------|-------------|
| (a) | Weighted average number of equity shares of Rs 10 each | | |
| (i) | Number of shares at the beginning of the year | 5286003 | 5286003 |
| (ii) | Number of shares at the end of the year | 5286003 | 5286003 |
| (iii) | Weighted average number of equity shares outstanding during the year | 5286003 | 5286003 |
| (b) | Net Profit after tax available for equity shareholders | 783.10 | 1537.98 |
| (c) | Adjusted Basic and diluted earnings per share (in Rs) | 14.81 | 29.03 |

Note 24. Impact of Covid-19

The SARS-CoV-2 virus responsible for COVID-19 continues to spread across the globe and India, which has contributed to a significant decline and volatility in global and Indian financial markets and a significant decrease in global and local economic activities. On March 11, 2020, the COVID-19 outbreak was declared a global pandemic by the World Health Organization.

The impact of the COVID-19 Pandemic will depend on several future developments, which are highly uncertain. The Management is of the opinion that to the best of its knowledge and on the basis of information available to it, no impact is required to be recognised in the financial statements for the year ended March 31, 2024. Accordingly, no adjustments have been made to the financial statements.



B. SIGNIFICANT ACCOUNTING POLICIES:

Note 1: Basis of accounting

The accounts are prepared under historical cost convention on accrual system of accounting.

Note 2: Fixed Assets

(i) Tangible assets are carried at cost less depreciation.

(ii) Intangible, if any assets are carried at cost

Note 3: Depreciation

(i) Depreciation is provided on written down value method at rates, and on the basis, prescribed in Schedule II of the Companies Act, 2013.

(ii) In respect of assets, if any, acquired during the year, depreciation is provided on *pro rata* basis, for the month, or the part of the month in which asset is put to use.

(iii) Assets whose written down value is below Rs 500 are fully depreciated during the year.

Note 4: Inventories:

Inventories are valued at lower of cost or net realizable value, costs are determined at FIFO method.

Note 5: Revenue Recognition

Sales are inclusive of taxes. Incomes considered receivable are accounted for on accrual basis when no significant uncertainty as to determination or realization exists.

Note 6: Foreign Currency Transactions

Transactions in foreign currencies are accounted at the exchange rate prevailing on the date of each transaction. Gain/loss arising out of liabilities incurred for purchase of goods is accounted for in the profit & loss account. Revenue monetary items (like trade receivables/payables) are converted into reporting currency by applying closing rate at year end.

Note 7: Taxation

Income-tax is accounted in accordance with Accounting Standard 22 - Accounting for taxes on income, this includes current tax and deferred tax.

Note 8: Retirement Benefits

Gratuity is accounted on accrual estimated basis and leave encashment is accounted on cash basis. Provident fund is neither deducted nor paid.

Note 9: Preliminary Expenses

1/5th of the Preliminary Expenses are amortized during the year.



Note 10: Borrowing costs

Borrowing costs are recognised in profit or loss except for those costs that are directly attributable to the acquisition, construction or production of a qualifying asset. Borrowing costs that are directly attributable to the acquisition, construction or production of a qualifying asset are capitalised to the respective qualifying asset

C. OTHER NOTES FORMING PART OF ACCOUNTS

Note 1: There are no dues/over dues to Small Scale and/or Ancillary Industrial suppliers on account of principal and/or interest as at the close of the year.

Note 2: Certain Sundry debtors and Sundry creditors are subject to confirmation.

Note3: Sundry debtors include Rs Nil (previous year Rs Nil) outstanding for more than 3 years.

Note 4: Earnings in foreign currency –

| | <u>Particulars</u> | <u>Amount in INR</u> <u>Current year</u> | <u>Amount in INR</u> <u>Previous year</u> |
|-----|-----------------------------|---|--|
| (a) | Discount received | Nil | Nil |
| (b) | Special Quantity Discount | Nil | Nil |
| (c) | <u>Miscellaneous income</u> | | |
| | Claim from Borouge | Nil | Nil |
| | Commission from Basell | Nil | Nil |
| | Rebate on Contract-Basell | Nil | Nil |
| | Claim in goods in transit | Nil | Nil |

Note 5: Expenditure in foreign currency –

| <u>Sr</u> <u>No</u> | <u>Particulars</u> | <u>Amount</u> <u>Current year</u> | <u>Amount</u> <u>Previous year</u> |
|------------------------|--------------------|--------------------------------------|---------------------------------------|
| (a) | Import purchases | 46,182.50 | 45,099.84 |



Note 6: Related Party disclosures

| <u>Sr. No</u> | <u>Particulars</u> | <u>Nature of Transaction</u> | <u>Amount (Rs)</u> | <u>Relation</u> |
|---------------|----------------------------|------------------------------|--------------------|-------------------------------|
| 1. | Griffon Securities Pvt Ltd | Advances | 333.38 | Company with common Directors |
| 2. | Griffon Securities Pvt Ltd | Rent paid | 6.30 | Company with common Directors |
| 3. | Mukesh Thakkar | Directors Remuneration | 42.00 | Director |
| 4. | Bhavik Thakkar | Directors Remuneration | 39.00 | Director |
| 5. | Purnima Thakkar | Directors Remuneration | 19.20 | Director |
| 6. | Mukesh Thakkar (HUF) | Rent paid | 5.88 | HUF of Director |
| 7. | Mukesh Thakkar | Rent paid | 7.20 | Director |
| 8. | Bhavik Thakkar | Rent paid | 7.56 | Director |
| 9. | Purnima Thakkar | Rent paid | 2.10 | Director |

Note7: The Revised Schedule III has become effective from current financial year for the preparation and presentation of financial statements. This has significantly impacted the disclosures and presentations made in the financial statements. Previous years figures have been regrouped, re-arranged and / or recast, wherever considered necessary to correspond with current year's classification / disclosures.

Note 8:

| Title deeds of immovable Property not held in name of the Company | | | | | | |
|---|---|-----------------------------|---|---|---------------------------------------|--|
| Relevant line items in the Balance sheets | Descriptions of Item of property | Gross carrying Value | Title deeds held in the name of | Whether title deed holder is a promotor, director or relative of Promotor' director or employee of promotors/ director | Property held since which date | Reason for not being held in the name of company |
| Property, Plant and Equipment | Godown | 2.52 | Bhavik Enterprises (Partnership Firm now converted into Bhavik Enterprises Limited) | Promoters were partners in Bhavik Enterprises (Partnership Firm now converted into Bhavik Enterprises Limited) | 28/07/2004 | Change of name with the Registrar of the Property is pending |



- Note 9: During the year the company has not revalued its Property, Plant and Equipment.
- Note 10: There are no Loans or Advances in the nature of loans are granted to promoters, directors, KMPs and the related parties (as defined under Companies Act, 2013,) either severally or jointly with any other person
- Note 11: There is no Capital-Work-in Progress (CWIP) as on balance sheet date and/or during the year
- Note 12: There is no Intangible assets under development as on balance sheet date and/or during the year
- Note 13: There are no proceedings initiated or pending against the Company for holding any benami property under the Benami Transactions (Prohibition) Act, 1988 (45 of 1988) during the year ended March 31, 2024 (Previous year Rs. Nil).
- Note 14: The Company have no borrowings from banks or financial institutions on the basis of security of current assets during the year ended March 31, 2024 (Previous year Rs. Nil).
- Note 15: There are no bank or financial institution or other lender declared to Company a willful defaulter during the year (Previous year Rs. Nil).
- Note 16: The company has not entered into any transactions with companies struck off under section 248 of the Companies Act, 2013 or section 560 of Companies Act, 1956 during the year ended March 31, 2024 (Previous year Rs. Nil).
- Note 17: There are no charges or satisfaction which are not yet registered with the Registrar of Companies beyond the statutory period.
- Note :18 The Company in neither a Subsidiary nor Holding company of any other Company / Companies.



(All amounts in Rs lakhs, unless otherwise stated)

Note : 19 Ratios

| Ratios | Numerator | Denominator | Current Reporting Period | Previous reporting period | % of Change | Reason for change |
|----------------------------------|--|------------------------------|--------------------------|---------------------------|-------------|---|
| Debt Equity Ratio | Debt Capital | Shareholder's Equity | NA | NA | NA | |
| Debt Service coverage ratio | EBITDA-CAPEX | Debt Service (Int+Principal) | NA | NA | NA | |
| Return on Equity Ratio | Profit for the year | Average Shareholder's Equity | 0.09 | 0.18 | -53.41 | Due to decrease in profit in current year |
| Inventory Turnover Ratio | COGS | Average Inventory | 40.79 | 34.13 | 19.52 | Due to decrease in inventories in current year |
| Trade Receivables turnover ratio | Net Sales | Average trade receivables | 15.34 | 14.55 | 5.42 | Due to decrease in trade receivable as on balance sheet date |
| Trade payables turnover ratio | Total Purchases (Fuel Cost + Other Expenses+Closing Inventory-Opening Inventory) | Closing Trade Payables | 13.14 | 7.64 | 72.13 | Due to decrease in trade payable as on balance sheet date |
| Net capital turnover ratio | Sales | Working capital (CA-CL) | 7.42 | 7.97 | -6.96 | Due to increase in working capital as on balance sheet date |
| Net profit ratio | Net Profit | Sales | 0.0137 | 0.0274 | -50.14 | Due to decrease of net profit for the current year on account of increase in cost of purchase |
| Return on Capital employed | Earnings before interest and tax | Capital Employed | 0.1159 | 0.2477 | -53.23 | Due to decrease in earnings before interest and taxes during the year |
| Return on investment | Net Profit | Investment | 1.48 | 2.91 | -49.08 | Due to decrease in net profit in current year |

Note 20 No scheme of Arrangement had been approved by the Competent Authority in terms of sections 230 to 237 of the Companies Act, 2014

Note 21 The company has not advanced / loaned / invested funds (either borrowed funds or share premium or any other sources or kind of funds) to any other person(s) or entity(ies), including foreign entities (Intermediaries)

Note: 22 The Company has not traded or invested in crypto currency or virtual currency during the financial year ended March 31, 2024 (Previous year Rs. Nil).

Note 23: CSR Activity

| | | |
|---|--|--|
| A | Amount required to be spent by the company during the year | 31.25 |
| B | Amount of expenditure incurred | 20.71 |
| C | (Excess) Short expenditure for the year | 10.54 |
| D | Total of Previous years Shortfall | 22.47 |
| E | Total Shortfall | 33.01 |
| E | Nature of CSR Activity | For Medical, Education and other charitable activities |

Company could not spend the total amount of expenditure required for CSR Activity during the year.

Note 24: All amounts disclosed in the financial statements and notes have been rounded off to the nearest Lakhs or decimals thereof as per the requirement of Schedule III, unless otherwise stated.

Note 25: Information pursuant to Division I of Revised Schedule III of the Companies Act, 2014 are given to the extent they are applicable to the Company.

